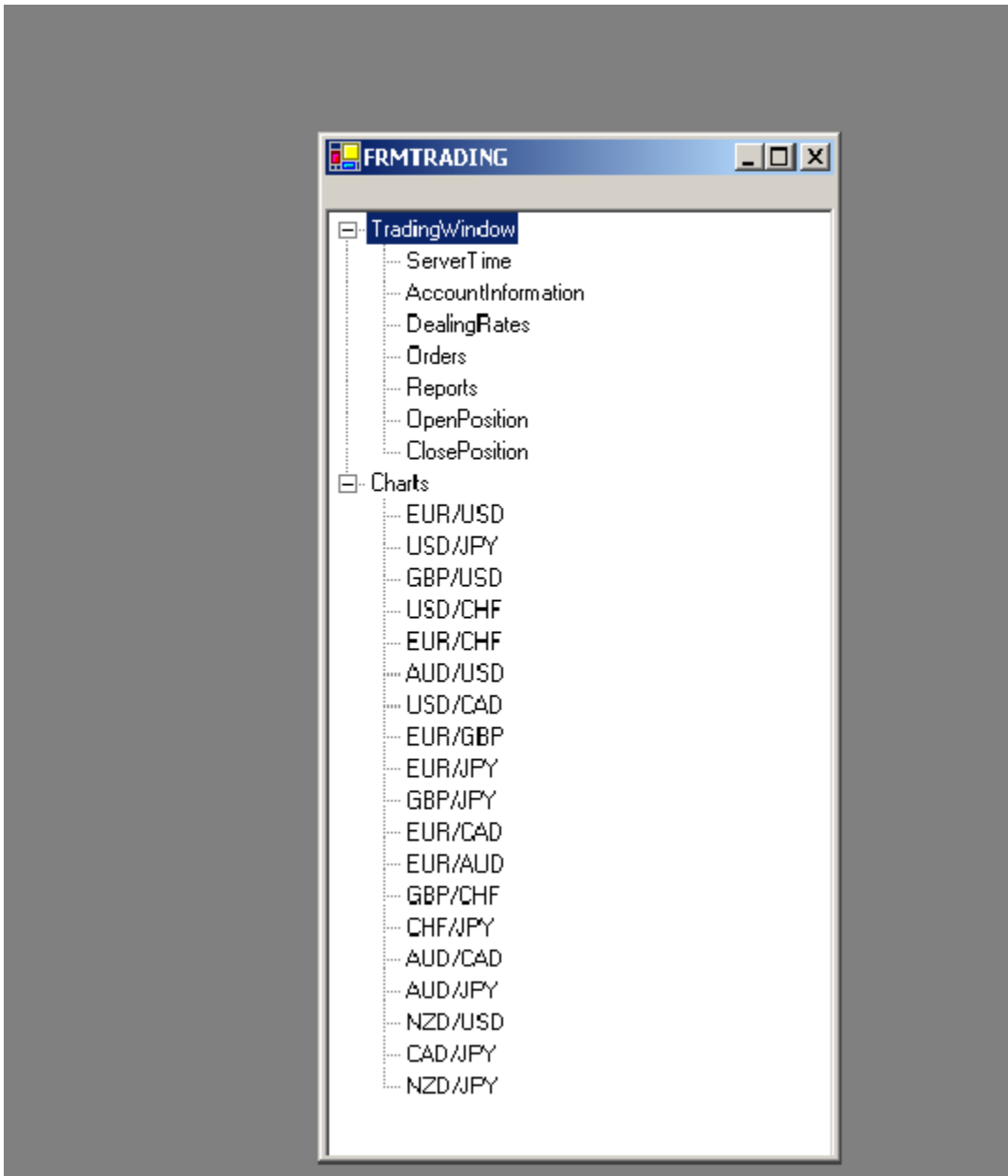
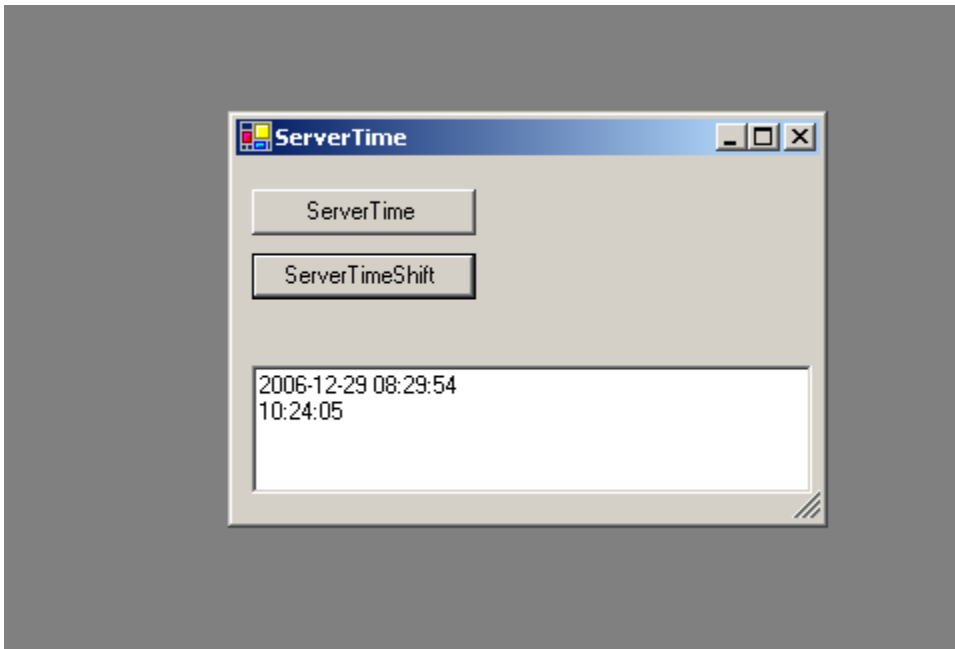


Above Screen indicates the login screen connects to the ForexServer.



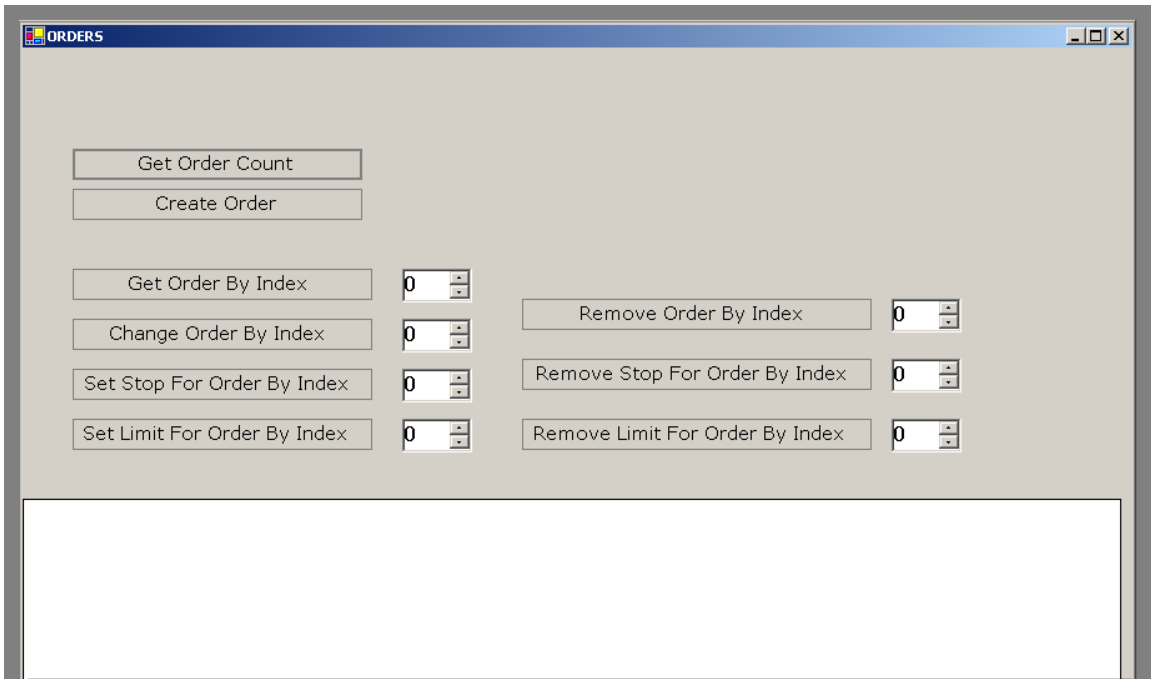
If login result = 0 then this screen will appear else instruments (Curr1/Curr2) will not add to the Chart node of TreeView Control



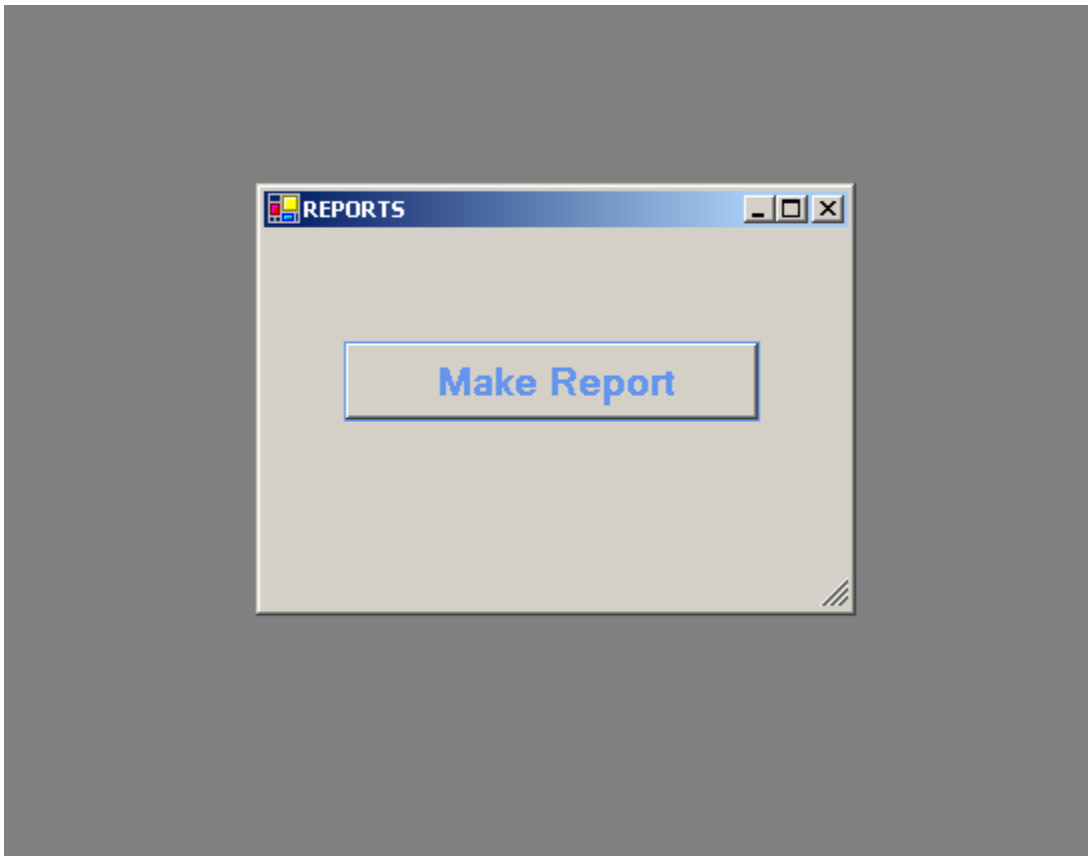
By Clicking on “Server Time” node above screen will be appeared.

	Currency1	Currency2	BID	ASK	Time	Max	Min	IntBuy	IntSell
▶	EUR	USD	1.317	1.3173	08:37:8	1.3193	1.3139	-7.15	6.5
	USD	JPY	119.09	119.12	08:35:56	119.16	118.75	13.65	-13.85
	GBP	USD	1.9613	1.9617	08:36:59	1.9673	1.96	-1.65	0.65
	USD	CHF	1.2195	1.22	08:37:16	1.2229	1.2186	9.65	-10.15
	EUR	CHF	1.6067	1.6072	08:34:57	1.6093	1.6056	5.75	-5.95
	AUD	USD	0.7889	0.7894	08:33:24	0.7925	0.789	1.9	-2.4
	USD	CAD	1.1601	1.1606	08:36:58	1.1618	1.1588	2.75	-3
	EUR	GBP	0.6712	0.6715	08:36:55	0.6717	0.6697	-6.75	5.25
	EUR	JPY	156.89	156.93	08:37:15	157.01	156.31	10.6	-11
	GBP	JPY	233.59	233.67	08:36:50	233.95	233.13	24	-25.5
	EUR	CAD	1.5276	1.5286	08:37:11	1.531	1.5252	-3.4	2.8
	EUR	AUD	1.6682	1.6694	08:36:55	1.6706	1.6623	-10.7	10.1
	GBP	CHF	2.3921	2.393	08:37:16	2.4006	2.3917	16.65	-18.65
	CHF	JPY	97.57	97.65	08:37:16	97.68	97.27	2.95	-3.35
	AUD	CAD	0.9153	0.9163	08:36:58	0.9201	0.915	4	-4.7
	AUD	JPY	93.95	94.05	08:35:56	94.26	93.82	12.3	-13
	NZD	USD	0.7036	0.7041	08:34:45	0.7075	0.7025	3.45	-3.65
	CAD	JPY	102.59	102.65	08:36:58	102.72	102.31	9.35	-9.85
	NZD	JPY	83.78	83.88	08:35:56	84.16	83.54	12.3	-13.3
*									

By clicking on the “DealingRates” node above screen will be displayed, which shows Exponential “moving Average” of the currencies with all details like Bid, Ask...



By clicking the node “Orders” , you can make the orders for trading and Set the limit and stop for the order and you can see the details of the given orders.and you can remove the order too.



By clicking the Reports Node above screen will be displayed. Where you can make the reports.

A screenshot of a software window titled 'OPENPOSITION'. The window displays a table with the following columns: Ticket, Acclid, Cur1, Cur2, Lot, B/S, Open, Close, Stop, Limit, and P/L. The table contains several rows of data, with the first row highlighted. A scroll bar is visible at the bottom of the table area.

	Ticket	Acclid	Cur1	Cur2	Lot	B/S	Open	Close	Stop	Limit	P/L
▶	3040374	1000882	EUR	USD		B	1.3097	1.3172			75
	3040376	1000882	EUR	USD		B	1.3097	1.3172			75
	3039315	1000882	CHF	JPY		S	96.6	97.68			-108
	3040295	1000882	USD	CHF		S	1.2204	1.2198			6
	3018697	1000882	EUR	USD		B	1.3307	1.3172			-122
*											

By clicking the “Open Position” node above screen will appear which shows how many trade accounts are opened for the particular user.

The screenshot shows a window titled "ACCINFORMATION" with a table of account details. The table has 12 columns: Acclid, Owner, Trader, Balance, Equity, Used Margin, Usable Maggi, Status, Open Position, Commission, Premium, and Net P/L. The data row shows Acclid 1000882, Owner kylewins2, Trader kylewins2, Balance 6619.905, Equity 6035.329439, Used Margin 1700, Usable Maggi 4335.329439, Status 0, Open Position 4.9, Commission 0, Premium -468.735, and Net P/L -1053.3. There is a scroll bar at the bottom of the table.

Acclid	Owner	Trader	Balance	Equity	Used Margin	Usable Maggi	Status	Open Position	Commission	Premium	Net P/L
1000882	kylewins2	kylewins2	6619.905	6035.329439	1700	4335.329439	0	4.9	0	-468.735	-1053.3

By clicking the “AccountInformation” node above screen will be appeared indicating the Account Details of the particular user.

The screenshot shows a window titled "CLOSEPOSITION" with a form for date selection and a table of trade closing details. The form has "Begining Date" set to "Sunday , December 10, 2006" and "Ending Date" set to "Monday , December 25, 2006", with a "Submit" button. The table has 12 columns: Ticket, Account No, Curr1, Curr2, Lot, B/S, Open, Close, P/L, Gross P/L, and Comissic. The data rows show three trades: Ticket 3018697, Account No 1000882, Curr1 EUR, Curr2 USD, Lot 0, B/S B, Open 1.3307, Close 1.3103, P/L -204, Gross P/L -2040, Comissic 0.0; Ticket 3018697, Account No 1000882, Curr1 EUR, Curr2 USD, Lot 0, B/S B, Open 1.3307, Close 1.3205, P/L -10.2, Gross P/L -102, Comissic 0.0; and Ticket 3046467, Account No 1000882, Curr1 EUR, Curr2 USD, Lot 0, B/S B, Open 1.3208, Close 1.3193, P/L -1.5, Gross P/L -15, Comissic 0.0. There is a scroll bar at the bottom of the table.

Ticket	Account No	Curr1	Curr2	Lot	B/S	Open	Close	P/L	Gross P/L	Comissic
3018697	1000882	EUR	USD	0	B	1.3307	1.3103	-204	-2040	0.0
3018697	1000882	EUR	USD	0	B	1.3307	1.3205	-10.2	-102	0.0
3046467	1000882	EUR	USD	0	B	1.3208	1.3193	-1.5	-15	0.0

By clicking the “ClosePosition” node above screen will be appeared which shows the details of closing position of a particular trade account of particular user.

NOTE: We are working on instrument details.